


Decomposing Numbers

Jack-o-Lantern Practice Pages

Thank you for downloading this packet! You can find instructions for using it on the blog post entitled, "How to Teach Decomposing Numbers 0-10" on HeidiSongs Resource blog, published October 10, 2014.

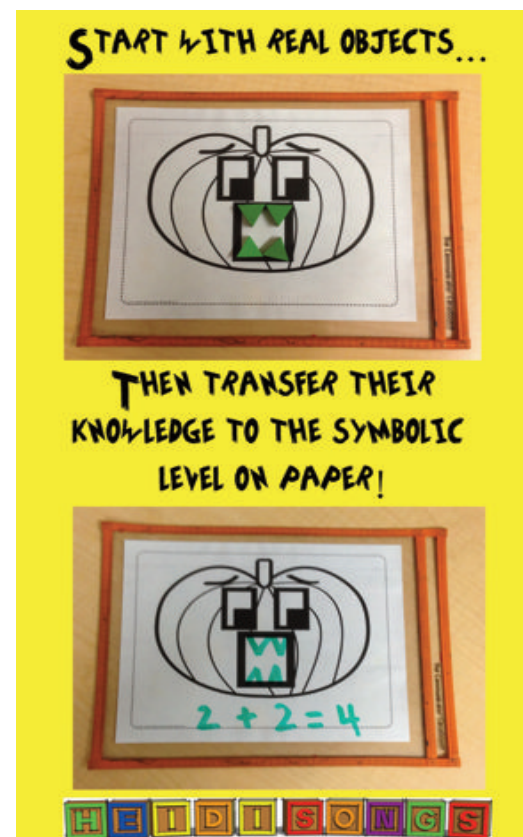
The basic idea is that children can practice finding all of the number pairs that can be used to build other numbers by placing some teeth on the top of the Jack-o-Lantern's mouth and some on the bottom. So for example, the number four can be made by placing four teeth on top and zero on the bottom, because $4 + 0 = 4$. Or, we can place three teeth on top and one on the bottom, because $3 + 1 = 4$, and so on.


There are eight different faces for you to use, just for fun, in both large and small formats.




Be sure to check our blog regularly for more great ideas, resources, and freebies! Consider signing up for the blog email updates.

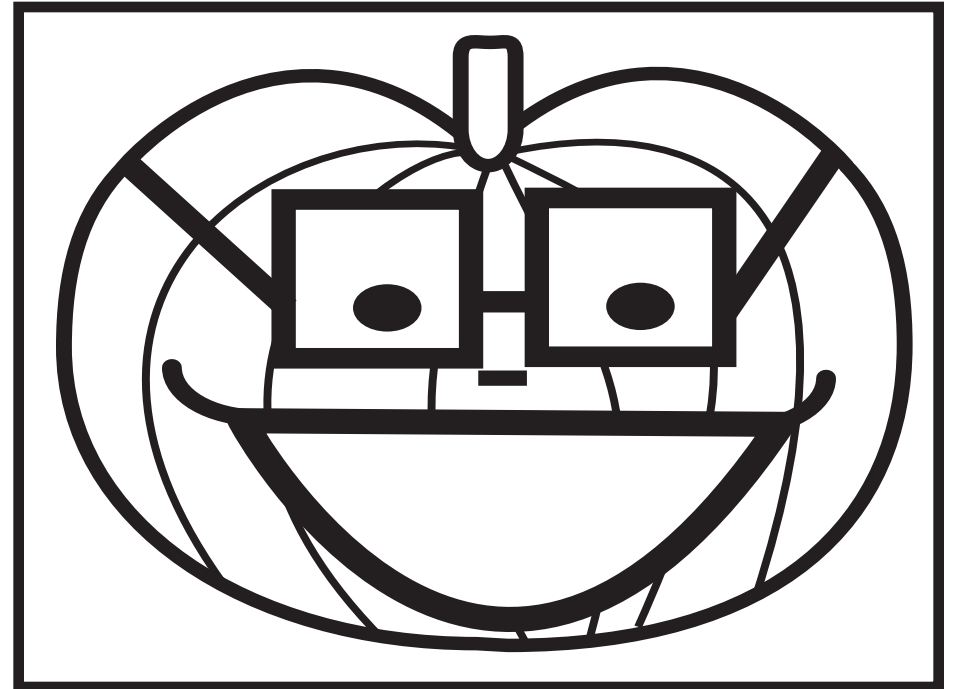

And join more than 10,000 subscribers who already receive our email Newsletter for news about HeidiSongs products, freebies, events, presentations, and promo codes that you won't find ANYWHERE else!




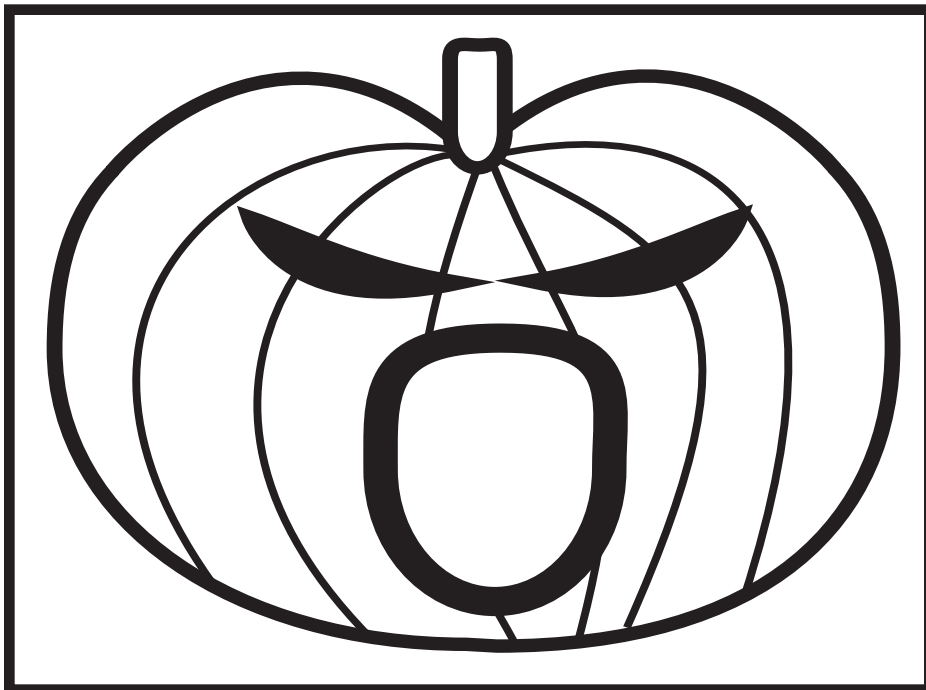



© 2014 Heidi Butkus www.heidisongs.com







© 2014 Heidi Butkus www.heidisongs.com



















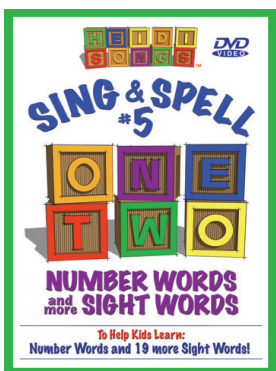













Did you enjoy this freebie? Check out Heidi's website for the best in early childhood educational products!



HeidiSongs has CD's & DVD's for preschool, pre-K, Kindergarten, first grade, and second graders that need review! Plus we have lots of workbooks and other great supporting materials as well for active learning.